

Original Research Article

<https://doi.org/10.20546/ijcmas.2020.911.332>

Enhancing Germination Capacity of *Chloris barbata* under *in-vitro* Conditions

R. Narmadha, T. Selvakumar*, S. Srinivasan and C. R. Chinnamuthu

Department of Agronomy, TNAU, Coimbatore, Tamil Nadu, India

*Corresponding author

ABSTRACT

Investigation was conducted at the laboratory at Tamil Nadu Agricultural University (TNAU), Coimbatore to enhance the germination capacity of *Chloris barbata* under *in-vitro* conditions with water and Potassium nitrate (KNO₃). The species performed poor for germination rate when placed in the petri plate at room temperature. To attain the germination rate and the uniformity of the germination an experiment was performed with six treatments viz. T₁ - Control (without KNO₃ treatment and soaking), T₂ - Soaking of seeds in water for 6 hrs, T₃ - Soaking of seeds in water for 12 hrs, T₄ - Seed treatment in 2% KNO₃ solution, T₅ - Seed treatment in 2% KNO₃ solution with 6 hrs soaking and T₆ - Seed treatment in 2% KNO₃ solution with 12 hrs soaking, all replicated four times. Germination behaviours of weed seeds were observed in all the treatments. The results showed that the germination percentage was significantly influenced by the seed treatment with KNO₃ and seed soaking. Seeds treated with 2% KNO₃ solution with 12 hrs soaking (T₆) recorded significantly higher seed germination (63%) compared to other treatments. Mean germination time of *C. barbata* reduced significantly when it was treated with 2% KNO₃ solution with soaking (6 & 12 hrs; T₅ & T₆, respectively). The maximum speed of germination, coefficient of velocity of germination, mean daily germination, peak value and germination value was recorded when the *C. barbata* seeds were treated in 2% KNO₃ solution with 12 hrs soaking.

Keywords

Chloris barbata,
Water soaking,
KNO₃,
Germination,
seed banks

Article Info

Accepted:
20 October 2020
Available Online:
10 November 2020

Introduction

The soil is a resting place for weed seeds, and they are the main source of weed population, which reproduces sexually, by seeds. Due to presence of the weed seed dormancy it's very difficult to know the quantity of weed seeds in soil bank and this dormancy helps the seeds to thrive in soil over a period of time and cause threat to the crop production. To overcome these problems, the germination

rate and uniformity of the weed seed germination has to be increased to attain reliable data from weed seed bank studies.

Chloris barbata, one of the annual or short-lived perennial species propagated through seeds, is an important weed in many tropical and subtropical regions. Under laboratory conditions *C. barbata* seeds were tested for germination and its response was very poor (< 10 %). Suhas and Joshi (2013) reported that

seeds of *C. barbata* showed little dormancy when germinated under non-saline conditions. Normally, to improve the seed germination it can be treated with water or any chemical to initiate the early germination process. Seed hydration with water encourages the germination by activating the enzymes and accelerates the starch and protein metabolism (Kikiuchi *et al.*, 2006). Sometimes, the presence of seed coat delays the speed of germination. Under such conditions, Potassium nitrate (KNO₃) stimulates the partial germination of seeds (Silva *et al.*, 2009). Despite some findings proved that the KNO₃ accelerates the seed germination in tomato (Lara *et al.*, 2014), *Calotropis persica* (Farajollahi *et al.*, 2014), Perennial ryegrass (Danneberger *et al.*, 1992). Shim *et al.*, (2008) reported that KNO₃ were used for breaking seed dormancy and promoting seed germination.

However, the duration of soaking also plays a major role in the germination behavior, which reduces the seeds natural defense against the germination and speeds up the process to initiate the germination. The study was conducted to find out the possible way to increase the germination percentage in Petridish to undertake the weed seed bank studies at normal conditions.

Materials and Methods

The present investigation was conducted at the laboratory in the Department of Agronomy, Agricultural College and Research Institute, Tamil Nadu Agricultural University (TNAU), Coimbatore, India, during 2019 to study the effect of water soaking and Potassium nitrate (KNO₃) on the germination of *C. barbata*. Seeds of *C. barbata* were collected from the mature plants of weeds in the field and the seeds were sun dried for three days and the seeds were kept in glass bottles at room temperature for the

experiment. Twenty-five healthy seeds of *C. barbata* with uniform size were selected for all the treatments. Seeds were kept in Petri dish over filter paper (Whatman No. 1) and allowed to germinate by providing optimum moisture. After confirmation of poor germination, the seed lot was used for further studies. The experiment consists of six treatments with four replications *viz.* T₁ - Control (Without KNO₃ treatment and soaking), T₂ - Soaking of seeds in water for 6 hrs, T₃ - Soaking of seeds in water for 12 hrs, T₄ - Seeds treatment in 2% KNO₃ solution, T₅ - Seeds treatment in 2% KNO₃ solution with 6 hrs soaking and T₆ - Seeds treatment in 2% KNO₃ solution with 12 hrs soaking. Germination behaviours of weed seeds were observed in all the treatments. Germinated seeds number was counted (seed radical emergence which attained 2 mm were considered as the germinated seeds) on daily basis and observed up to 10 days after sowing, after that seedling root and shoot length were also observed. At the end following observations were recorded.

Final germination percentage (FGP)(Orchard, 1977)

$$FGP = \frac{\text{Number of seeds germinated}}{\text{Total number of seeds}} \times 100$$

Speed of germination (Maguire, 1962)

$$\text{Speed of Germination} = \frac{\text{No. of seeds germinated}}{\text{Day of first count}} + \dots + \frac{\text{Number of seeds germinated}}{\text{Day of final count}}$$

Mean daily germination (MDG) (Roberts, 1981)

$$MDG = \frac{\text{Final germination percentage}}{\text{Total number of days}}$$

Mean Germination Time (MGT) (Orchard, 1977)

$$MGT = \frac{\sum(nd)}{\sum n}$$

Where, n- Number of seeds germinated; d- Number of days; $\sum n$ - Total number of seeds germinated

Daily germination speed (DGS) Reshma and Basavaraj (2019)

$$DGS = \frac{1}{MDG}$$

Coefficient of velocity of germination (CVG) (Jones and Sanders 1987)

$$CVG = \frac{N_1 + N_2 + \dots + N_i}{100 \times N_1 T_1 + N_2 T_2 + \dots + N_i T_i}$$

Where, N_i is the number of seeds germinated each day; T_i is the number of days from sowing corresponding to N

Peak value (Cazabator, 1962)

$$\text{Peak value} = \frac{\text{Highest seed germinated}}{\text{Number of days}}$$

Germination value (Cazabator, 1962)

$$GV = PV \times MDG$$

Time to 50 percent germination (Farooq *et al.*, 2005)

$$T_{50} = T_i + \frac{(\frac{N}{2} - N_i)(T_j - T_i)}{N_j - N_i} \times 100$$

Where, t_{50} is the median germination time, N is the final number of seed germinated and N_i and N_j are the total number of seeds germinated in the adjacent counts at time T_i and T_j respectively, when $N_i < N/2 < N_j$.

Results and Discussion

Germination percentage

The germination percentage was significantly influenced by the seeds treatment with KNO_3 and seed soaking. Non treated seeds (T_1)

recorded poor germination (<10%) and it was on par with the water soaking for 6 hrs. When soaking time was increased to 12 hrs (T_3) it recorded significantly higher germination percentage (25 %) (T_3). Seeds treated with 2 per cent KNO_3 solution had significantly positive effect on germination of *C. barbata* and also the germination percentage increases with increased time of soaking. Seeds treated with 2 per cent KNO_3 solution with 12 hrs (T_6) soaking recorded significantly higher seed germination (63 %) compared to other treatments and it was followed by the treatment in which seeds treated with 2 per cent KNO_3 solution with 6hrs (T_5) soaking (51 %). The KNO_3 treated seeds showed higher percentage of germination and it is in accordance with the results of Zavariyan *et al.*, (2015). It may be due to the presence of nitrate (NO_3^-) in KNO_3 provided exogenously which acts as a signal molecule that favours the germination of *C. barbata* by involving in the gibberellins pathway (Alboresi *et al.*, 2005) (Fig.1a-1b and Table 1).

Mean germination time

C. barbata shows significant response to the seeds treatment with respect to mean germination time. Mean germination time of *C. barbata* reduced significantly when it treated in 2% KNO_3 solution with soaking (6 & 12 hrs) (T_5 & T_6). The treatment T_4 recorded higher mean germination and it may be due to the lesser time for the imbibition of KNO_3 solution, since the MGT depends on the imbibition process in which priming activates the internal metabolic activities required for further germination process (Basra *et al.*, 2005).

Soaking of seeds in water for 12 hrs (T_3) recorded higher mean germination time when compared to seeds soaked in water for 6hrs (T_2), it may be due to increase in germination percentage at lower rate of germination.

Speed of germination

The maximum speed of germination was recorded when the *C. barbata* seeds treated in 2% KNO₃ solution with 12 hrs soaking (3.40) and as soaking time decreases the germination speed also get decreased significantly. Seed of *C. barbata* without treatment of 2% KNO₃ solution recorded significantly lower speed of germination compared to the seeds treated with the 2% KNO₃ solution. Farooq *et al.*, 2006 recorded that the K⁺ improves the cell

water status and also act as the cofactor in activities of various enzymes most of which are active when reserve mobilization and radical protrusion are in progress. Time of soaking which plays a role in the ease of imbibition process leads to readily available food during germination thus complete the process of germination in the shorter time (Kant *et al.*, (2006); Kaur *et al.*, (2005) and it is accordance with the present study (Table 2).

Table.1 Effect of seeds treatment on the germination indices of *Chloris barbata*

Treatments	Mean germination time	Speed of germination	Mean daily germination
T ₁ - Control (Without KNO ₃ treatment and soaking)	5.13	0.36	0.29
T ₂ - Soaking of seeds in water for 6 hrs	5.15	0.55	0.46
T ₃ - Soaking of seeds in water for 12 hrs	5.53	1.18	0.92
T ₄ - Seeds treatment in 2% KNO ₃ solution	5.98	1.86	1.54
T ₅ - Seeds treatment in 2% KNO ₃ solution with 6 hrs soaking	4.75	2.76	1.90
T ₆ - Seeds treatment in 2% KNO ₃ solution with 12 hrs soaking	4.76	3.40	2.25
S.Ed	0.28	0.13	0.12
C.D.(p=0.05)	0.59	0.28	0.26

Table.2 Effect of seeds treatment on the Time to 50 % germination, Peak value and Germination value

Treatments	Time to 50 % germination	Peak value	Germination value
T ₁ - Control (Without KNO ₃ treatment and soaking)	4.38	0.23	0.07
T ₂ - Soaking of seeds in water for 6 hrs	4.38	0.32	0.15
T ₃ - Soaking of seeds in water for 12 hrs	5.13	0.54	0.50
T ₄ - Seeds treatment in 2% KNO ₃ solution	5.54	0.74	1.14
T ₅ - Seeds treatment in 2% KNO ₃ solution with 6 hrs soaking	4.32	1.44	2.76
T ₆ - Seeds treatment in 2% KNO ₃ solution with 12 hrs soaking	4.26	1.75	3.96
S.Ed	0.44	0.08	0.27
C.D.(p=0.05)	0.925	0.18	0.57

Fig.1a Effect of seeds treatment on the daily germination percentage of *Chloris barbata*

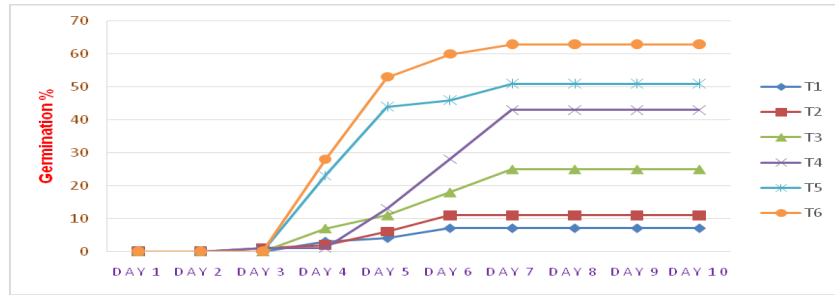


Fig.1b Effect of seeds treatment on the germination percentage of *Chloris barbata*

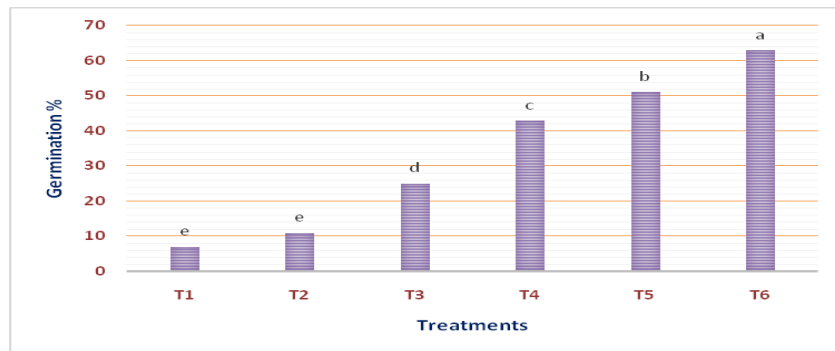
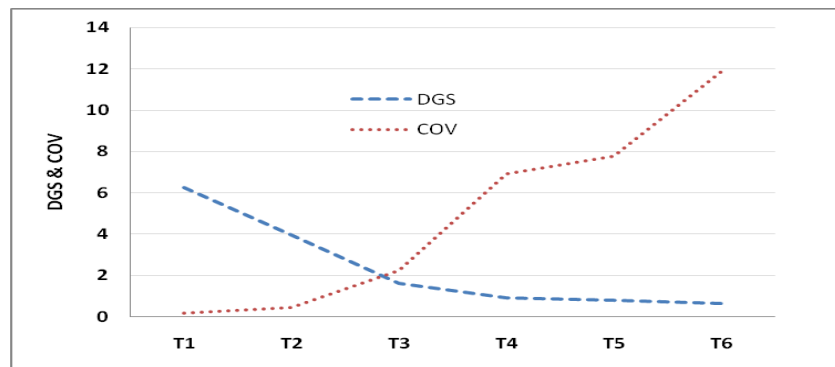


Fig.2 Effect of seeds treatment on DGS & COV of *Chloris barbata*



Mean daily germination

The mean daily germination of *C. barbata* was lower (0.18) in the control and it was on par with the soaking of seeds in water for 6 hrs (0.28). When seeds soaked for 12hrs in water (T₃) and treated with the 2 % KNO₃ solution recorded significantly higher mean germination. Increasing in germination percentage and speed of germination due to

the positive response of *C. barbata* seeds also significantly reflect on the mean daily germination.

Daily germination speed (DGS)

The higher daily germination speed (6.25) of *C. barbata* is recorded in the control treatment (T₁) and significantly low value of DGS is recorded in the treatment in which,

seeds of *C. barbata* is treated in 2 % KNO₃ solution with 12 hrs soaking (T₆) (0.64). Results shows that DGS decreased as treatments favours germination capacity of the seeds and its accordance with the findings of Reshma and Basavaraj (2019) reported DGS increased as water imbibition and germination capacity of the seeds declined with increasing salt concentration (Fig. 2).

Coefficient of velocity of germination (CVG)

Seeds treated in 2 % KNO₃ solution with 12 hrs soaking (T₆) recorded significantly higher coefficient of velocity of germination (11.88) and lower coefficient of velocity of germination were resulted in the non-treated seed (control) (0.16). Busso *et al.*, (2005) stated the coefficient of velocity of germination get increased when more number of seeds germinate in the lesser time and the value get decreased when less number of seeds took more days to germinate.

Time to 50 percent germination

Days to 50 % germination is significantly influenced by the seeds treatments. Seeds treated in 2 % KNO₃ solution with 12 hrs soaking (T₆) shows significantly lesser number of day for 50% germination when compared to seeds treated with KNO₃ without soaking. When soaking time decreases the T₅₀ tends to increase. When compare the treatments without KNO₃ higher day for 50 % germination recorded in higher time of soaking. Soaking the seeds in water for 12 hours without KNO₃ recorded a higher germination percentage when compared to T₁& T₂, so it took longer days to germinate. It is in accordance with the findings of Farooq *et al.*, (2007) who reported that all the seed primed treatments reduced the time to 50 % emergence compared with control.

Peak value and Germination value

The peak value and germination value was observed maximum in seedstreated in 2 % KNO₃ solution with 12 hrs soaking (1.75 and 2.77) and minimum in control(0.23 and 0.44).It might be due to the soaking duration, the value varied as the soaking time increases the peak value and germination value increased in the respective treatment (Cazabator, 1962).

References

- Alboresi, A., C.Gestin, M. T. Leydecker, Bedu, C. Meyer, and H. N. Truong. 2005. Nitrate, a signal relieving seed dormancy in Arabidopsis. *Plant, cell & environment.*, 28(4): 500-512.
- Basra, S.M.A., M. Farooq and R. Tabassum. 2005. Physiological and biochemical aspects of seed vigor enhancement treatments in fine rice (*Oryza sativa* L.). *Seed Sci. Technol.*, 33:623–628.
- Busso, A.C., M. Mazzola and B.L. Perryman. 2005. Seed germination and viability of Wyoming Sagebrush in Northern Nevada. *INCI.*, 30: 631-637.
- Czabator, F. J. 1962. Germination value: An index combining speed and completeness of pine seed germination. *Forest Science.*, 8:386–396. doi:10.1093/forestscience/8.4.386.
- Danneberger, T.K., M.B. McDonald, C.A. Geron and P. Kumari. 1992. Rate of germination and seedling growth of perennial ryegrass seed following osmoconditioning. *HortScience.*, 27:28–30.
- Farajollahi, A.,B. Gholinejad and H. JoneidiJafari. 2014. Effects of Different Treatments on Seed Germination Improvement of *Calotropispersica*. *Advances in Agriculture.*, 1-5. 10.1155/2014/245686.
- Farooq, M., S. M. A. Basra, M. Khalid, R.

- Tabassum and T. Mehmood. 2006. Nutrient homeostasis, reserves metabolism and seedling vigor as affected by seed priming in coarse rice. *Can. J. Bot.*, 84: 1196–1202.
- Jones, K and D. Sanders.1987. The influence of soaking pepper seed in water or potassium salt solutions on germination at three temperatures. *Journal of Seed Technology.*,11: 97–102.
- Kant, S., S. S. Pahuja, and R. K. Pannu. 2006. Effect of seed priming on growth and phenology of wheat under late-sown conditions. *Trop. Sci.*, 44: 9–15.
- Kaur, S., A. K. Gupta and N. Kaur. 2005. Seed priming increases crop yield possibly by modulating enzymes of sucrose metabolism in chickpea. *J. Agron. Crop Sci.*, 191: 81–87.
- Kikuchi, K., M. Koizumi, N. Ishida and H. Kano, 2006. Water uptake by dry beans observed by micro-magnetic resonance imaging. *Ann. Bot.*, 98: 545-553.
- Lara, T. S., J. M. S. Lira A.C. Rodrigues, M.Rakocevi, and A. A. Alvarenga. 2014. Potassium nitrate priming affects the activity of nitrate reductase and antioxidant enzymes in tomato germination. *Journal of Agricultural Science.*, 6(2): 72.
- Maguire, J.D. 1962. Speed of germination-aid in selection and evaluation for seedling emergence and vigor. *Crop Sci.*, 1962, 2: 176–177.
- Orchard, T. 1977. Estimating the parameters of plant seedling emergence. *Seed Science and Technology.*, 5: 61–69.
- Patil, R. B. and B. A. Kore. 2019. Seed germination response of an invasive weed *Alternanthera ficoidea* to temperature and salinity stress. *Indian Journal of Weed Science.*, 51(4), 398-401.
- Roberts, E. 1981. The interaction of environmental factors controlling loss of dormancy in seeds. *Annals of Applied Biology.*, 98: 552–555.
- Shim, S. I., J. C. Moon, C. S. Jang, P. Raymer, & W. Kim. 2008. Effect of potassium nitrate priming on seed germination of seashore paspalum. *HortScience.*, 43(7): 2259-2262.
- Vyas, S. J. and J. Joshi. 2013. Salt-hormone interactions in seed germination of *Chloris barbata* Sw. *International journal of research in Botany.*, 3(4): 53-57
- Zavariyan, A. M., M. Y. Rad and M. Asghari. 2015. Effect of seed priming by potassium nitrate on germination and biochemical indices in *Silybum marianum* L. under salinity stress. *International Journal of Life Sciences.*, 9(1): 23-29.

How to cite this article:

Narmadha, R., T. Selvakumar, S. Srinivasan and Chinnamuthu, C. R. 2020. Enhancing Germination Capacity of *Chloris barbata* under *In-vitro* Conditions. *Int.J.Curr.Microbiol.App.Sci*. 9(11): 2738-2744. doi: <https://doi.org/10.20546/ijcmas.2020.911.332>