

Original Research Article

<https://doi.org/10.20546/ijcmas.2020.910.003>

Performance Evaluation of Diesel Engine using Fuel Oil Produced from Plastic Waste

M. Selvaraj¹, S. Sriramajayam^{1*}, D. Ramesh² and S. Karthikeyan¹

¹Department of Renewable Energy Engineering, Agricultural Engineering College and Research Institute, Tamil Nadu Agricultural University, Coimbatore, Tamil Nadu - 641 003, India

²Horticultural College and Research Institute for Women, Tamil Nadu Agricultural University, Tiruchirappalli, Tamil Nadu - 620 027, India

*Corresponding author

ABSTRACT

Keywords

Fast pyrolysis,
Waste plastic,
Fuel oil, Engine
performance

Article Info

Accepted:
04 September 2020
Available Online:
10 October 2020

Recently, the pyrolysis is proposed for plastic waste management. It efficiently converts plastic waste into fuel oil. In this paper, the fuel properties of fuel oil, diesel-fuel oil blends, and their performance in the diesel engine are presented and discussed. The most of the fuel properties of fuel oil produced from plastic wastes were on par with diesel fuel. Diesel engine testing unit (3.7 kW, single-cylinder) was used to study the engine performance and emissions during the use of plastic waste derived fuel oil and their blends. The results found that the brake-specific fuel consumption of engine operated with fuel oil and diesel at full load conditions was 294 and 276 g/ kWh, respectively. The brake thermal efficiency for the engine testing at full load with fuel oil and diesel was found to be 27.50 and 28.08 %. The maximum exhaust gas temperature recorded for full load condition was 452°C for fuel oil, whereas it was 418°C for diesel fuel. At full load conditions, the recorded higher carbon dioxide emission was 7.84 % for fuel oil and 6.92% for diesel fuel. The observed higher carbon monoxide emission was 0.142 % for fuel oil alone, whereas that of diesel fuel was 0.081% at full load condition. Maximum NO_x emission at full load condition was measured as 905 ppm for fuel oil alone, whereas that of diesel fuel was 861 ppm.

Introduction

Presently, petroleum fuels are contributing a significant share in the automobile sector. Over-dependence on these fuels led to insecurity and colossal money spent on crude oil imports. In order to make self-sustainability for developing countries like India, searching alternate fuels from cheap

feedstocks is the need of the hour. For alternate fuel production, plastic waste is a potential candidate and would be competitive to biomass feedstocks. Generally, plastic waste creates pollution and affects the ecosystem. Therefore, there is a need for technology to convert these wastes into useful products. Pyrolysis can be used to produce fuel oil by degrading the plastic wastes under

heat, pressure, and an oxygen-free environment (Perkins *et al.*, 2018). The quantity of liquid, gas, and solid residues can vary with the pyrolysis conditions. A condensed liquid obtained from the pyrolysis of plastic waste is called as fuel oil.

The fuel oil can be used as fuel in furnaces, boilers, and diesel engines. The non-condensable gases and solid residues do not have much energy value compared to fuel oil. This paper aims to investigate the performance and emission characteristics of a diesel engine with fuel oil and their blends with diesel (FO₂₀, FO₄₀, FO₆₀, and FO₈₀) and were compared with diesel fuel.

Materials and Methods

A laboratory-scale fast pyrolytic reactor was used for converting waste plastic into fuel oil. Five kg of plastic wastes was used in each experiment. Based on preliminary studies, the optimal reaction temperature and nitrogen gas purging rate were found as 450°C and 10 ml/min, respectively. The plastic waste was fed in to the reactor at the rate of 1 kg/h using a screw auger. The gases were released from the plastic wastes under optimal pyrolysis conditions. The condensable gases were allowed to cool in the condenser to get the fuel oil.

The standard methods were used to analyze the properties of fuel oil namely; specific gravity (IS: 1448-1972), kinematic viscosity (ASTM 445-72), calorific value (ASTM D 2015-77), flashpoint (ASTM D93), carbon residue (ASTM D524-IP14/65) and ash content (ASTM D 482).

The fuel oil and its blended fuels were used as fuel in the engine to assess its performance. The blending ratios used for fuel oil with diesel are FO₂₀ (20% Fuel oil + 80% diesel), FO₄₀ (40% Fuel oil + 60% diesel), FO₆₀ (60%

Fuel oil + 40% diesel), FO₈₀ (80% Fuel oil + 80% diesel) and FO₁₀₀ (100% Fuel oil + 0% diesel). For this study, a 3.7 kW diesel engine (Kirloskar make, India) with a brake drum and a mechanical spring coil load (maximum and minimum load: 100 kg and 5 kg) setup was used.

The technical details of the diesel engine are given below.

General details: 4-stroke, compression ignition, constant speed, vertical, water-cooled, direct injection

Number of cylinders: One

Bore: 80 mm

Stroke: 110 mm

Swept volume: 553 cc

Clearance volume: 36.87 cc

Compression ratio: 18: 1

Rated output: 3.7 kW at 1500 rpm

Rated speed: 1500 rpm

Injection pressure: 240 bar

Fuel injection timing: 24° BTDC

Fuel: High-speed diesel

The engine performance was evaluated for four different loads *viz.*, 25, 50, 75, and 100%. Initially, the engine was run with diesel and changed to testing fuel after 15 min. During engine testing, the observations such as fuel consumption, speed of engine crankshaft, and emission profile were recorded at one h interval.

The speed of the engine's shaft was measured using a non-contact type photo-tachometer (Lutron DT-2234B, Taiwan). From fuel consumption and power developed by the engine, the brake specific fuel consumption (BSFC) was calculated as per BIS (1980). A portable exhaust gas analyzer (KM9106-Quintox, UK) was used to measure exhaust gas compositions and temperature.

Results and Discussion

Characterization of fuel oil

The fuel properties such as specific gravity, kinematic viscosity, calorific value, flash point, ash content, and carbon residue of fuel oil, diesel, and blends are presented in Table 1.

The fuel oil's specific gravity was recorded as 0.802, which was lower than diesel (0.840). The specific gravity of blended fuels (0.811 to 0.833) was found closer to diesel fuel (0.840). The kinematic viscosity of fuel oil and its blended fuels followed an increasing trend with an increase in the amount of diesel level. The viscosity of fuel oil and diesel fuels were closer values (1.9 – 4.1 mm²/s, Ahmad *et al.*, 2014). The calorific value of the fuel oil was found to be 96 % of diesel fuel (46.45 MJ/kg). The flashpoint of fuel oil and diesel fuel was 43 and 50°C, respectively. However, the flashpoint of fuel oil blended fuels was decreased with an increase in the amount of fuel oil in the fuel. The ash content of fuel oil was lower than the diesel (0.01%). The ash content of fuel oil blended fuels was decreased with an increase in the amount of fuel oil in the fuel. The carbon residue of fuel oil was higher than diesel (0.21%). The carbon residue of fuel oil blended fuels was increased with an increase in the amount of fuel oil in the fuels (Mani *et al.*, 2009). The fuel properties of fuel oil and its blended fuels meet the diesel fuel standards.

Engine testing with fuel oil

Engine tests were conducted with full throttle condition, and the speed variations were obtained by increasing the load. Initially, engine tests were performed with diesel at fully throttled and no-load conditions. A separate fuel feed line was used to feed diesel blended fuel oil in to the engine in subsequent

trials. For testing the effect of fuels on engine performance, trials were conducted to evaluate the characteristics such as BSFC, brake thermal efficiency (BTE), exhaust gas temperature, and compositions.

Before running the engine with new blended fuel, the fuel of the previous experiment was drained out from the tank and pipelines.

Brake specific fuel consumption (BSFC)

The BSFC was calculated by fuel consumption divided by the engine's rated power output, and it was depicted in Fig. 1.

The BSFC of the engine was decreased with an increase in load. The BSFC of the engine at full load (100%) for fuel oil (FO₁₀₀) and diesel were 294 and 276 g/kWh, respectively. The BSFC of fuel oil blends (FO₂₀ to FO₈₀) ranged from 280 to 290 g/kWh. The variation in BSFC with load for different fuels and their blends was declined with increased load. The BSFC in case of blends was higher compared to diesel in all the loads, due to its lower calorific value, high density and hence higher bulk modulus. The higher bulk modulus results in more discharge of fuel for same displacement of the plunger in injection pump, thereby resulting increase in BSFC (Devaraj *et al.*, 2015; Gungor *et al.*, 2015).

Brake thermal efficiency (BTE)

BTE is defined as actual brake work per cycle divided by the amount of fuel chemical energy indicated by the lower heating value of a fuel. The BTE for tested fuel oil and its blends are shown in Fig. 2.

At full load (100%), the BTE of the engine running with fuel oil (FO₁₀₀) and diesel was 27.50 and 28.08%, respectively. The BTE of fuel oil blends (FO₂₀ to FO₈₀) decreased from 27.91 to 27.64 %.

Table.1 Fuel properties of fuel oil, diesel and their blends

Properties	Diesel (FO ₀)	20 % Fuel oil -diesel blend (FO ₂₀)	40 % Fuel oil -diesel blend (FO ₄₀)	60 % Fuel oil -diesel blend (FO ₆₀)	80 % Fuel oil -diesel blend (FO ₈₀)	Fuel oil (FO ₁₀₀)
Specific gravity	0.840	0.833	0.826	0.817	0.811	0.802
Kinematic viscosity @40°C, mm ² s ⁻¹	3.52	3.65	3.78	3.91	4.02	4.12
Calorific value, MJ kg ⁻¹	46.45	46.07	45.68	45.28	44.91	44.52
Flashpoint, °C	50	49	47	46	45	43
Ash Content, %	0.01	0.009	0.008	0.006	0.005	0.004
Carbon Residue, %	0.21	0.30	0.37	0.43	0.51	0.60

Fig.1 BSFC at different load for fuel oil blends

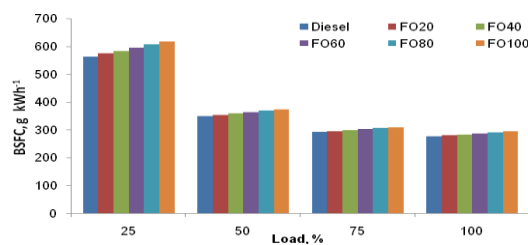


Fig.2 BTE at different load for fuel oil blends

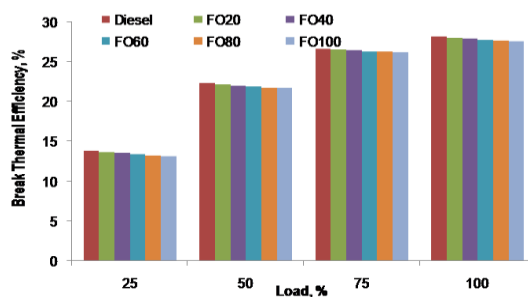


Fig.3 Exhaust gas temperature at different load for fuel oil blends

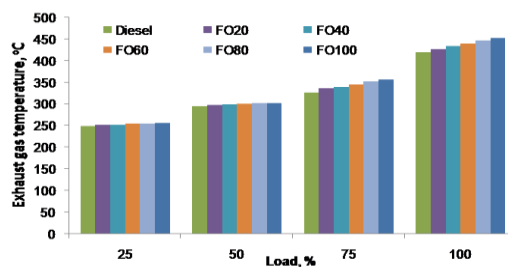


Fig.4 CO₂ emissions at different load for fuel oil blends

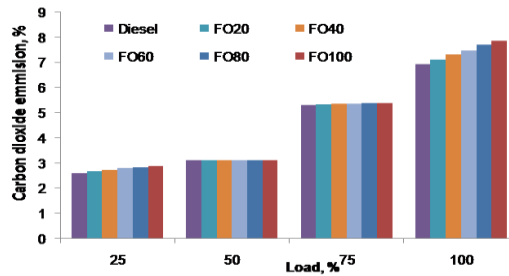


Fig.5 CO emissions at different load for fuel oil blends

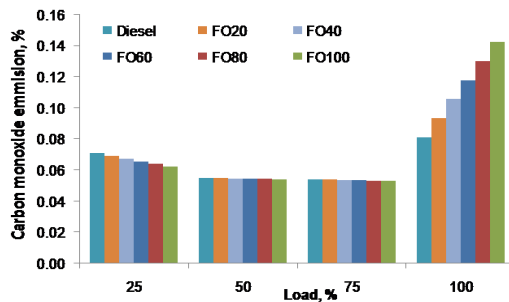
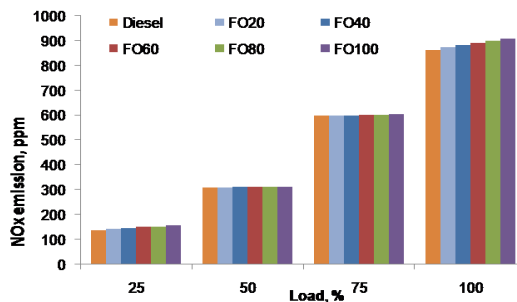


Fig.6 NO_x emissions at different load for fuel oil blends



The variation in brake thermal efficiency with load for different fuels and their blends were increased with an increase in load. Lower fuel consumption may be one of the reasons for increased BTE. This is in accordance with the results reported by Devaraj *et al.*, (2015) and Mani *et al.*, (2009).

Emission profile

The exhaust emission from the diesel engine was monitored with an exhaust gas analyzer,

and results are discussed briefly, as given below.

Exhaust gas temperature

Generally, the exhaust gas temperature is an indicator of the amount of waste heat carried along with exhaust gases. The exhaust gas temperature for tested fuel oil and its blends are shown in Fig. 3. The exhaust gas temperature of blended fuel oil at full load (100%) was higher than 75% load. The

maximum exhaust gas temperature at full load condition was noted as 452°C for fuel oil (FO₁₀₀) and 418°C for diesel fuel. This is in accordance with the results reported by Mani *et al.*, (2009). The exhaust gas temperature increased with an increase in load and amount of fuel oil blends. The rise in exhaust gas temperature may be due to ignition delay and increased quantity of fuel injection. The exhaust gas temperature could be reduced by adjusting the injection timing/injection pressure or injection timing of fuel in the diesel engine.

Carbon dioxide (CO₂) emission

The emission of CO₂ at different loads for diesel, fuel oil, and their blends are shown in Fig. 4.

The CO₂ emission of blended fuels at full load (100%) was higher than at 75% load. Maximum carbon dioxide emission at full load conditions were noted for FO₁₀₀ and diesel was 7.84 % and 6.92%, respectively. The CO₂ emission varied between 7.11 to 7.68% for fuel oil blended (FO₂₀ to FO₈₀) fuels. The rise in CO₂ emission increased with an increase in the blended amount of fuel oil and also increased with increased load is due to the presence of reduced amount of carbon to hydrogen ratio and excess oxygen (Devaraj *et al.*, 2015; Venkatesan *et al.*, 2019; Killol *et al.*, 2019).

Carbon monoxide (CO) emission

The formation of CO emissions at different loads for diesel, fuel oil, and their blends are shown in Fig. 5.

The CO emission of blended fuel oil at full load (100%) was higher compared to other load conditions. Maximum CO emission at full load conditions was observed as 0.142% for FO₁₀₀, whereas that of diesel fuel was

0.081%. The CO emission varied between 0.093 and 0.130% for fuel oil blended (FO₂₀ to FO₈₀) fuels. The rise in CO emission increased with an increase in the blended amount of fuel oil. This is in accordance with the results reported by Devaraj *et al.*, (2015).

Oxides of nitrogen (NO_x) emission

The nitrogen oxides obtained from the reaction between nitrogen and oxygen at relatively high temperatures. NO is a significant component of the NO_x emission. The formation of NO_x at different loads for diesel, fuel oil, and blends is shown in Fig. 6.

The NO_x emission of blended fuel oil at full load (100%) was higher than other loads. Maximum NO_x emission at full load condition was observed as 905 ppm for FO₁₀₀, whereas that of diesel fuel was 861 ppm. The NO_x emission varied between 871 and 896 ppm for fuel oil blended fuels (FO₂₀ to FO₈₀). The rise in NO_x emission increased with an increase in the blended amount of fuel oil and also increased with all the loads, this may be due to increase in combustion temperature. This is in accordance with results reported by Devaraj *et al.*, (2015), Venkatesan *et al.*, (2019), and Killol *et al.*, (2019).

In conclusion, the pyrolysis is a suitable technology to produce fuel oil from plastic wastes. Engine performance studies conducted with fuel oil and varying blends with diesel. The fuel properties of fuel oil were found on par with diesel fuel. Under full load testing (100%), the break specific fuel consumption of engine for the fuel oil and diesel was 294 and 276 g/kWh, respectively. The break thermal efficiency of fuel oil blends (FO₂₀ to FO₈₀) decreased from 27.91 to 27.64 %. The maximum exhaust gas temperature was found as 452°C at full load testing with fuel oil, which was lower than diesel fuel. The carbon dioxide, carbon

monoxide, and NO_x emissions were found as maximum under engine operated in full load for fuel oil.

References

Ahmad, I., M. I. Khan, H. Khan, M. Ishaq, R. Tariq, K. Gul. (2014). Pyrolysis study of polypropylene and polyethylene into premium oil products. *Int. J. Green Energy*, 12: 663–667.

Devaraj, J., Y. Robinson and P. Ganapathi. (2015). Experimental investigation of performance, emission, and combustion characteristics of waste plastic pyrolysis oil blended with diethyl ether used as fuel for diesel engine. *Energy*, 85: 304-309.

Gungor, C., H.Serin, M. Ozcanli, S. Serin, and K. Aydın (2015). Engine performance and emission characteristics of plastic oil produced from waste polyethylene and its blends with diesel fuel. *International journal of green energy*, 12(1): 98-105.

Killol, A., N. Reddy, S. Paruvada, and S.

Murugan (2019). Experimental studies of a diesel engine run on biodiesel n-butanol blends. *Renewable Energy*, 135: 687-700.

Mani, M., C. Subash and G. Nagarajan (2009) Performance, emission, and combustion characteristics of a DI diesel engine using waste plastic oil. *Applied Thermal Engineering* 29: 2738–2744.

Perkins, G., T. Bhaskar, and M. Konarova (2018). Process development status of fast pyrolysis technologies for the manufacture of renewable transport fuels from biomass. *Renewable and Sustainable Energy Reviews*, 90:292-315.

Venkatesan, H., S. Sivamani, K. Bhutoria and H. H. Vora (2019). Assessment of waste plastic oil blends on performance, combustion, and emission parameters indirect injection compression ignition engine. *International Journal of Ambient Energy*, 40(2): 170-178.

How to cite this article:

Selvaraj, M., S. Sriramajayam, D. Ramesh and Karthikeyan, S. 2020. Performance Evaluation of Diesel Engine using Fuel Oil Produced from Plastic Waste. *Int.J.Curr.Microbiol.App.Sci*. 9(10): 17-23. doi: <https://doi.org/10.20546/ijcmas.2020.910.003>