

Original Research Article

<https://doi.org/10.20546/ijcmas.2018.710.113>

Impact Analysis of Micro Irrigation System (MIS) on Yield, Water, Fertilizer Saving and Farmer's Economy

Ram Vaibhav¹ and D. Makwana Ajay^{2*}

¹SRF, Agri-CRP, ICAR-CSSRI, RRS, Opposite Jyotinagar water tank, Zadeswar road, Bharuch, Gujarat – 392012, India

²Department of Agri. Engg. Parul University, ICAR-CSSRI, RRS, Opposite Jyotinagar water tank, Zadeswar road, Bharuch, Gujarat – 392012, India

*Corresponding author

ABSTRACT

A case study was conducted on evaluation of MIS and traditional irrigation methods on the farmer's prospective with an aim to develop understanding about potential benefits of drip irrigation system among farming community of the Kodinar and near Taluka of Gujarat. Comparative assessment in terms of yield gain, water productivity and net returns was carried out for wheat, bajra, groundnut, sugarcane, cotton and mango. About 70 farmers field who were using drip irrigation for more than 3 consecutive years from 2013 covering an area of around 210 hectare was taken for the study. The study revealed that, for the selected crop which adopted drip irrigation improved the yields in the range of 14.59 to 81.9 % over traditional irrigation with highest yield increase in case of mango (81.9%) and wheat (14.59%). Drip irrigation consistently recorded higher water productivity (WP) with more than five folds increase in case of mango. The average WP was higher under drip irrigation (5.43 kg m⁻³) as compared to traditional method (0.94 kg m⁻³). Economic analysis revealed that the average benefit-cost (CB) ratio of all drip irrigated crops was about 3.113. Among all the crops drip irrigated Sugarcane was found to be the most remunerative crop with higher net returns (2,44,220 Rs/ha) and highest BC ratio of 4.83.

Keywords

Micro-irrigation, BC ratio, Water saving, MIS

Article Info

Accepted:

10 September 2018

Available Online:

10 October 2018

Introduction

This study is about impact analysis of Micro irrigation system compare to traditional method on farming community of this region.

This is a study about farmer's who used Micro irrigation without any technical knowledge of it, and even though MIS is beneficiary or not. Mainly water and economic aspect cover in this paper.

Case study has carried out with the help of ACF (Ambuja Cement Foundation). ACF is a corporate NGO which is working in Kodinar, Sutrapada, and some part of Una and Talala taluka of Gujrat. It was established in 1992. The Foundation is a development organisation committed to engaging the rural communities in and around Ambuja Cements Ltd's (ACL) manufacturing locations. ACF adds value to the lives of the people through its process of engagement. The foundation undertakes

program and projects on developmental issues in line with needs of people in partnership with them. These developmental initiatives are undertaken through meaningful involvement either with like-minded NGOs or with the Government. Foundation has presence in 22 locations in 11 states of India with direct benefited to more than 20 lakh populations in 771 villages.

Kodinar and neighboring talus's farmers are benefited by ACF through many type of scheme, which is helped them economically in farming. Study region comes under semi-arid agro climatic Zone, so water shortage in irrigation is happens many time in past. Sugarcane and cotton are the main harvesting crops of this area.

Micro irrigation System (MIS) mainly drip irrigation system become popular in farmers' community in resent future, Gov. of Gujarat give subsidy to farmers for MIS to promoting it, ACF give additional subsidies directly to the framers above Gov. of Gujarat since 2009 whatever villages come under its criteria. Up to 2013 nearly about 2005.65ha area in different crop has subsidies by ACF (ACF Annual report 2007-08). ACF wants to find whatever subsidies provided to farmers whether it is improved livelihood of farmer or not.

Impact analysis of MIS adopted and appropriately utilized by farmer in terms of water saving, fertilizer, pesticide and yield increase has mention in this study. For this case study more than 70 farmers' irrigation method analysis and farming practices for a different crop, and collect information of year by year yield for different crop. In this study farmer choose on the biases of who used MIS properly for at least last 3 year and more, total 210 ha area has covered in this study and crop are Cotton, groundnut, Wheat, Bajra, Sugarcane and Mango.

Many study about MIS has down in past. And every study shows that highlights the need to adopt modern efficient irrigation method of drip which offers several advantages over furrow irrigation including higher water and fertilizer use efficiency and high yield (Camp *et al.*, 2001). Many studies shows that adoption of MIS improved the yields in the range of 38.2 to 65.8 % over traditional irrigation and The average Water Productivity was higher under drip irrigation (6.89 kg m^{-3}) as compared to traditional method (1.31 kg m^{-3}). Economic analysis revealed that the average cost-benefit (CB) ratio of all MIS crops was about 33% higher over furrow method of water application (Jha *et al.*, 2017).

Objectives

The objectives of the study are: to research the farming practices adjust related to MIS adoption in Kodinar and nearby talukas; and to evaluate the economic and social benefits of micro irrigation adoption within the area.

Materials and Methods

The study was conducted in the Kodinar, Talala, Sutrapada and Una taluka of Junagadh District of Gujarat, India, where drip irrigation system is promoted by Ambuja Cement Foundation for economic benefit of farmers. Two type of farmers were selected so as to represent drip adoption and control (without drip). From the selected villages, some villages were selected purposely where the adoption of drip irrigation is more and taken up for more than 3 year or at least one crop taken by drip system per year.

To analyze the adoption and effect of micro irrigation on useful resource use, agricultural manufacturing and farm economic gain, some MIS adopting farmers have been selected in each village and correspondingly some non-adopters were decided on in equal villages. To short the MIS adopters, the list of farmers

from the ACF turned into accrued. Additionally, we enumerated the list of farmers adopting drip irrigation after discussions with the villagers and private companies dealing drip irrigation structures. Thus, a sample of 70+ farmer from 22 village were studied.

Data collection and analysis

Framer's specific information accumulation sheets were designed to record the manpower and other inputs used throughout the cropping season. Framer and crop wise data on labor requirement and other expenditures on land preparation (plowing, harrowing, bed preparation), plant protection measures, irrigation, staking, harvesting etc. was recorded in the designed sheets. Cost of drip irrigation system was recollected from local company's dealer, who install drip on particular farmer's field. Without any government and ACF subsidy. Market prices of the selected drip and crop were recorded for entire harvesting period to estimate the gross returns. Annual cost of growing crops under drip was calculated by considering depreciation, components' life, annual interest. For annual cost of drip irrigation system, running life of drip irrigation components i.e., main and sub main line, fertilizer assembly, laterals with inline emitters, venturi assembly and filters was considered as 10 years.

Water usage analysis

To find out water saving in MIS (drip), water usage in drip and without drip has estimated. Based on information collected from farmers irrigation scheduling like numbers of irrigation, time taken per irrigation and area irrigated per day in both method of irrigation total amount used in each method and crop wise noted.

Water saving was studied by dividing Annual Irrigation schedule into 3 quarter with four months each and calculating the total amount of water used in drip and without drip quarter-wise.

In Drip LPH of dripper and number of dripper per valve is important parameter of the system to find out water discharge each time. Form irrigation point of view every crop have four stages initial stage (sowing to germination), growth stage (germination to pick of vegetative growth), Mid-season stage (pick of vegetative growth to seed produce), late season stage (after seed produce). In first stage amount of water apply per day is constant, second stage it is gradually growing day by day, in third stage it is highest of the season and constant every day. In fourth stage gradually it will decreased. In farmer's information accumulation sheets it was mansion in detail. Likewise weeding schedule and pesticides also calculated in both conditions (with and without drip) (Michael, 1997).

Benefit cost ratio

BC ratio is the benefit increase due to extra money invested in MIS by farmers. Initial investment in MIS is more, but suddenly it has benefited in labor input, fertilizer, and intercultural operation. So all over net return start from first year but it will increase year by year. The Benefits Cost Analysis was calculated by the following equation.

Annual cost of drip irrigation system (Michael *et al.*, 2008)

$$A.C = \frac{p \times i \times (1+i)^n}{(1+i)^n - 1}$$

Where,

A.C= annul cost,

p = Total Cost of drip (farmer contribution +all subsidy),

i = present of interest (10%),

n =life of drip (10 year)

Assessment of WP (water productivity)

Water productivity in irrigation can be defined two way; in terms of Yield generateper unit of water utilized or economic gain per unit of water utilized.

The irrigation water productivity could be estimated either in relation to measure of water applied, it's applied water productivity or the measure of water consumed by the crop (it's productivity of consumed water ET) or the total amount of water applied, i.e., irrigation plus the excess rainfall (Kijne *et al.*, 2003).

Results and Discussion

Water saving per ha in terms of m³/Ha are shown in figure 1, Maximum amount of water was saved in sugarcane (6195 m³/Ha) followed by cotton, mango, wheat, bajra and groundnut. But percentage wise water saving was more in mango with 64% followed by sugarcane (46%), bajra (38%), groundnut and

cotton (37%) and wheat (29%) (Table 1 and 2).

Reduction in cost of weeding operation under different crop has been shown in figure 2. Highest cost saving was in mango (86%) followed by sugarcane (58%), Bajra (56%), wheat (45%), groundnut (43%) and cotton (39%).

Cost of fertilizer also decreased and it is shown in figure 3. Highest cost saving was in cotton (51%) followed by bajra (40%), sugarcane (37%), mango (13%), but there was no effect on wheat and groundnut (Table 3).

Cost of MIS has been distributed per year for 10 year considering its life span of 10 years. Cost of MIS was less in horticulture crop due higher lateral spacing crop since to price of lateral pipe is nearly about 50% of MIS cost. So cost of cultivation directly benefited with MIS application rather than traditional method. Only wheat, groundnut and bajra had higher value of MIS+ Cultivation cost. But increment in Net profit was observed in all the crops. Extra cost added in form of MIS by Net profit increment is Cost Benefit ratio (BC). In all the crops BC ratio was positive. Highest BC ratio was observed in Sugarcane and Mango and lowest in bajra (Table 4).

Table.1 Without drip water usage

Quarter (4 Month each)	No of irrigation	Discharge of Mortar	Area irrigated	Time (Hr / Irrigation)	volume (m3)	Vol. / season	Vol. / Ha
1	N1	Q1	A1	X	$v1=N1*Q1*3600*X$	V= v1+v2+v3	V/ (A1, A2, A3)
2	N2	Q2	A2	Y	$v2=N2*Q2*3600*Y$		
3	N3	Q3	A3	Z	$v3=N3*Q3*3600*Z$		

Table.2 With drip water usage

Quarter (4Month each)	Time/Day (hr)	No of Valve	Dripper /Valve	Lph of dripper (L)	Volume (m3)	Volume/ Season	Volume / ha
1	X	N1	D1	L1	$V1=X*N1*(L1/1000)*D1$	V=1+2+3	V/ha
2	Y	N2	D2	L2	$V1=Y*N2*(L2/1000)*D2$		
3	Z	N3	D3	L3	$V1=Z*N3*(L3/1000)*D3$		

Table.3 Calculate all cost which is paid by farmer per Ha/year

Type of Cost	Drip	Without drip
Cost Drip/year fitting cost	D1+D2	0
Acid treatment	D3	0
Packing of latter cost	D4	0
Irrigation Cost	0	WD1
Intercultural operation	D5	WD2
Tillage cost	D6	WD3
Weeding Cost	D7	WD4
Fertilizer Cost	D8	WD5
Pesticide Cost	D9	WD6
Seed Cost	D10	WD7
Furrow Cost	D11	WD8
Sowing Cost	D12	WD9
Harvesting cost	D13	WD10
Total Cost	$TDC=\sum D(1-13)$	$TCWD=\sum WD(1-10)$
Net yield(Rs)	DNY	WDNY
Net Profit (Rs)	DNY-TCD	WDNY-TCWD
Profit Increment	{DNY-TCD}-{WDNY-TCWD}	
BC ratio	Profit Increment/{D1+D2}	

Table.4 Cost of MIS, Cultivation and CB ratio per Ha basis

Crop	Cost of MIS/ha/year	Cost of cultivation		MIS+ cultivation	Profit Increase	CB ratio
		MIS	without MIS			
Sugarcane	21285	32477	63647	53762	102851	4.83
Cotton	26791	42736	73303	69527	59302	2.21
Wheat	21178	28500	49420	49678	35640	1.68
Groundnut	11156	39550	47891	50707	46410	4.16
Mango	13046	13717	30743	26763	61045	4.68
Bajara	25153	19673	31895	44826	28222	1.12

Source: Field survey during 2013

Table.5 Yield and water productivity of crops under MIS and Without MIS

Crop	Yield(q/Ha)		Percent Yield increase	Water productivity (Kg/m3)		Percent Water productivity increase (%)
	MIS	Without MIS		MIS	Without MIS	
sugarcane	1221.1	862.7	41.5	16.76	6.40	162
cotton	42.4	36.7	15.7	0.63	0.35	81
Wheat	58.4	51.0	14.4	1.32	0.79	68
Groundnut	26.3	18.6	40.8	1.26	0.55	129
Mango	67.2	36.9	81.9	5.44	0.95	475
Bajara	50.0	40.0	25.0	2.23	1.11	102

Source: Field survey during 2013

Fig.1 Water use and saving (M³/Ha)

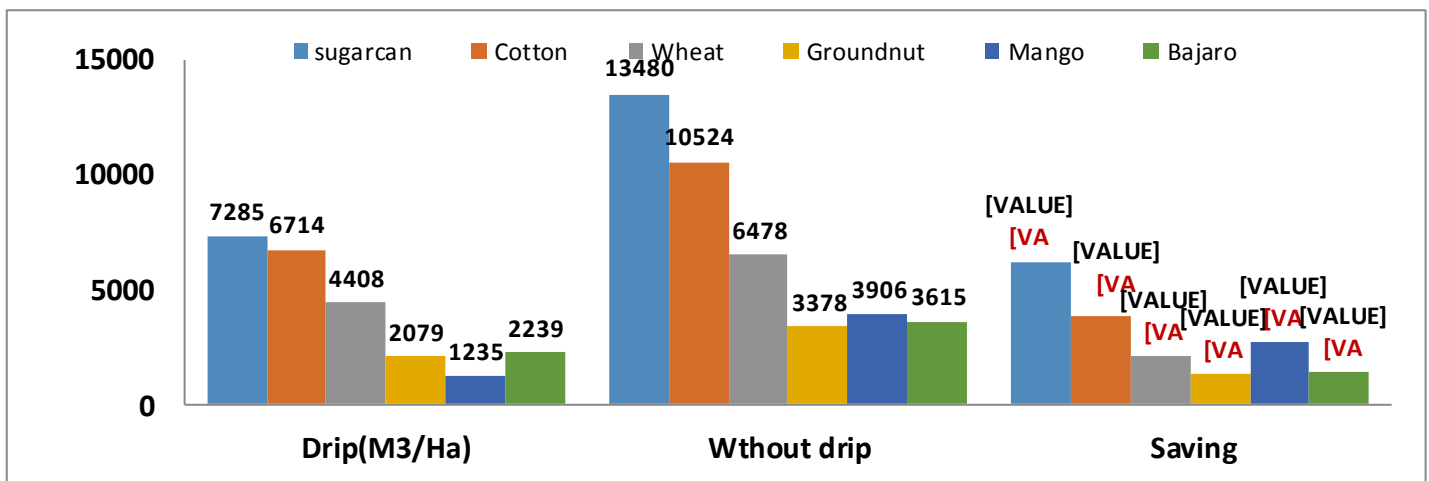


Fig.2 Cost of weeding (Rs/Ha)

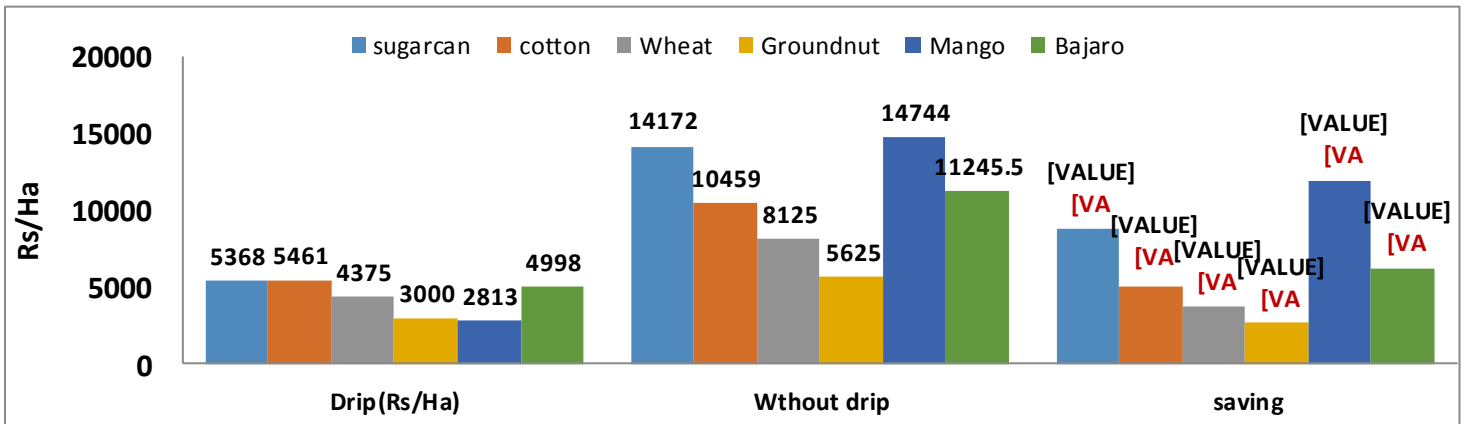
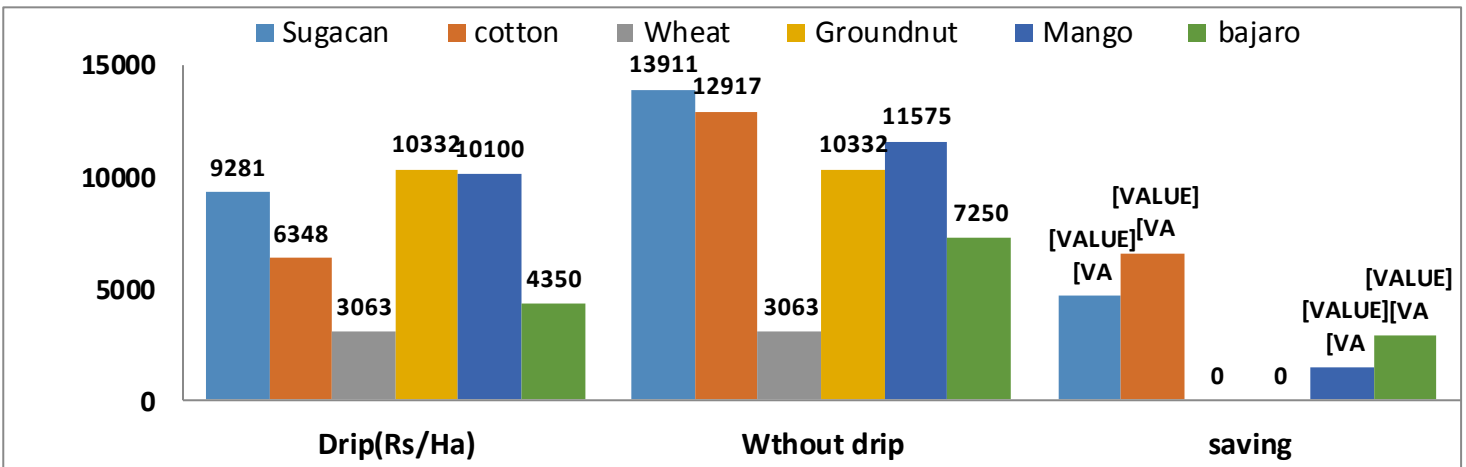


Fig.3 Cost of Fertilizer (Rs/Ha)



Yield and water productivity

Results of the yield and water productivity of different crops as obtained under drip and traditional method of water application are presented in Table 5. The results revealed that yields of all crops were higher when water was applied through drip irrigation. Maximum yield of 1221.1 q ha⁻¹ was recorded for drip irrigated sugarcane. The percent increase in the yields over conventional irrigation system was found highest in mango

(81.9%) followed by sugarcane (41.5 %), Groundnut (40.8 %), Bajara (25 %), cotton (15.7%) and Wheat (14.4%). Average WP of all crops under MIS and traditional method was 4.61 and 1.69 kg/ m³, respectively. The percent increase in WP over conventional irrigation system was found highest WP observed in mango (475 %) followed by sugarcane (162 %), Groundnut (129 %), Bajara (102%), cotton (81%) and Wheat (68%).

Previous studies on the impact of drip irrigation on water and fertilizer saving and weed competition found that drip irrigation had desired positive impacts compared to surface irrigation (Dhawan *et al.*, 2002; Kulecho *et al.*, 2005; Magar *et al.*, 1988; Namara *et al.*, 2005; Narayanamoorthy 2003 & 2006; Verma *et al.*, 2004; Qureshi *et al.*, 2001). It is mansion and proves by many researchers that micro irrigation system is technically and economically feasible, particularly when the farmers' mainly depend on groundwater sources for irrigation (Dhawan, 2000).

Micro-irrigation system had a positive effect on crop production with regard to water saving, fertilizer saving and reducing weed competition. The MIS improved the economic status of farmers in Kodinar region. MIS is a cost effective and technically feasible method which can be promoted for increasing crop productivity and profitability of farmers.

Acknowledgement

We are especially thankful to Er. Dungarani, Er. Vaghasiya and ACF team who gave funding and golden opportunity to completed this research work on the Impact analysis of Micro Irrigation System (MIS) on Yield, water, fertilizer saving and farmer's economy, which also helped us in doing a lot of work in the research area and also to know about many new things in this particular research. Secondly we are also thankful to Er. Solanki, Er. Barad and farmers (Kodinar, Una & Sutrapada district) who helped us a lot in finalizing this research.

References

ACF. Annual report 2007-08. Ambuja cement foundation, Ambujanagar, Veraval road, kodinar-02795: (2013).

- Camp, C. R., E. J. Sadler, W. J. Busscher, R. E. Sojlka and D. L. Karrlin. Experiencing with sprinkler irrigation for agronomic crops in the southeastern USA: (2001).
- Dhawan, B. D. Technological Change in Irrigated Agriculture: A Study of Water Saving Methods. Commonwealth Publishers, New Delhi: (2002)
- Dhawan, B.D. Drip irrigation: Evaluating returns, *Economic and Political Weekly*, 35(42): 3775-3780: (2000).
- Jha B. K., Mali S. S., Naik S. K. And Sengupta T, yield, water productivity and economics of vegetable production under drip and furrow irrigation in eastern plateau and hill region of India, *International Journal of Agricultural*, 7(3): 43-50: (2017).
- Kijne, J., Barker R. and D. Molden, Improving Water Productivity in Agriculture: Editors' Overview, in Jacob Kijne (Eds.) Water Productivity in Agriculture: Limits and Opportunities for Improvement, Comprehensive Assessment of Water Management in Agriculture. UK: CABI Publishing in Association with *International Water Management Institute*: (2003).
- Kulecho, I.K. and Weatherhead, E.K. Reasons for smallholder farmers discontinuing with low cost micro irrigation: A case study from Kenya, *Irrigation and Drainage Systems*, 19 (2): 179-188: (2005).
- Magar, S. S., Firke, N. N. and Kadam, J. R. Importance of drip irrigation. *Sinchan*, 7 (2): 61-62: (1988).
- Michael A. M., Khepar S. D., Sondhi S. K. Water Wells and Pumps, *Tata McGraw-Hill Publishing Company Limited, New Delhi- 110 008*, Page 42-43: (2008).
- Michael, A.M. Irrigation: Theory and practices. *Vikas Publishing House Pvt Ltd, Delhi*: (1997).

- Namara, Regassa E., Upadhyay, Bhawana and Nagar, R. K. Adoption and Impacts of Microirrigation Technologies: Empirical Results from Selected Localities of Maharashtra and Gujarat States of India, *International Water Management Institute, Colombo, Sri Lanka* Research Report 93:(2005).
- Narayanamoorthy, A. Averting water crisis by drip method of irrigation: A study of two water intensive crops, *Indian Journal of Agricultural Economics*, 58(3):427-437: (2003).
- Narayanamoorthy, A. Economics of drip irrigation in sugarcane cultivation: Case study of a farmer from TamilNadu, *Indian Journal of Agricultural Economics*, 60(2): 235-248: (2005).
- Qureshi, M.E., Wegener, M.K., Harrison, S.R. and Bristow, K.L. Economic evaluation of alternate irrigation systems for sugarcane in the Burdekin delta in North Queensland, Australia, In: *Water Resource Management*, Eds: C.A. Brebbia, K. Anagnostopoulos, K. Katsifarakis and A.H.D. Cheng, *WIT Press, Boston*, pp. 47-57: (2001).
- Verma, S., Tsephal, S. and Jose, T. Pepses systems: Grass root innovation under groundwater stress. *Water Policy*, 6: 1-16: (2004).

How to cite this article:

Ram Vaibhav and Makwana Ajay, D. 2018. Impact Analysis of Micro Irrigation System (MIS) on Yield, Water, Fertilizer Saving and Farmer's Economy. *Int.J.Curr.Microbiol.App.Sci*. 7(10): 1016-1024. doi: <https://doi.org/10.20546/ijcmas.2018.710.113>