

Original Research Article

<https://doi.org/10.20546/ijcmas.2017.610.326>

An *In Vitro* Study of Effect of Water Soluble Vitamin B Complex on Antimicrobial Activity of Antibiotics against *Klebsiella species* Isolated from Respiratory Samples

Sowmya Nasimuddin*, Jeevan Malaiyan, Mohanakrishanan Kandaswamy, Swathithra Mohandass Nirmaladevi and Sumathi Gnanadesikan

Department of Microbiology, Sri Muthukumaran Medical College Hospital and Research Institute, Chikkarayapuram, Chennai – 600069, Tamil Nadu, India

*Corresponding author

ABSTRACT

Vitamins are essential for various biological responses in the human body and various researches indicated its role in immunity. With water soluble vitamins, B complex is being the most commonly prescribed supplements in clinical practice. This study was undertaken to find out in vitro effect of water soluble vitamin B complex against antibiotics commonly prescribed for respiratory infections caused by *Klebsiella pneumoniae*. 50 isolates of *Klebsiella pneumoniae* were isolated from sputum samples and their antibiotic sensitivity patterns were performed. 10 µl of commercially available solutions of Vitamin B complex were added along with antibiotics and incubated. The sensitivity pattern and zone diameters of antibiotics along with vitamins were recorded. The differences in zones were statistically analysed by student t test for significance. Out of 50 isolates of *Klebsiella pneumoniae* included in the study, there were six ESBL (Extended spectrum beta lactamase) producers. Vitamin B complex significantly enhanced the antibacterial activity of Imipenem, Piperacillin-tazobactam and decreased the antibacterial activity of Chloramphenicol in vitro. There exist significant interactions between water soluble Vitamin B complex and antibiotics in vitro as noted by Kirby-Bauer disc diffusion methods. This study can also be extended to research with multidrug resistant organisms.

Keywords

Antimicrobial activity of Vitamin B complex, *Klebsiella pneumoniae*.

Article Info

Accepted:
23 September 2017
Available Online:
10 October 2017

Introduction

Vitamins are essential for various biological responses in the human body⁽¹⁾. Vitamins play an important role in conferring immunity, which protects against infection^(2,3). Vitamin B complex includes Thiamine (B₁), Riboflavin (B₂), Niacin (B₃), Pyridoxine (B₆), Pantothenic acid (B₅), Biotin (B₇) and Cyanocobalamine (B₁₂). Various studies analysed the interactions of antimicrobial agents with other drugs, food products, vitamin K, vitamin C and vitamin E^(3,4).

No previous invitro studies are there to identify the effectiveness of water soluble vitamins as supplements (particularly vitamin B complex) with antimicrobials agents. Being the most commonly prescribed supplements in respiratory tract infections, this study was undertaken to find out the effect of water soluble vitamin B complex against antibacterial prescribed for respiratory infections. The infections of respiratory tract are quite common in adults and children

worldwide, with *Klebsiella pneumoniae* being one of the important pathogen^(5,6). Hence in this study, we proposed to find out the *in vitro* effect of water soluble vitamin B complex on antibacterial activity of various antibiotics using phenotypic disc diffusion methods.

Materials and Methods

Institutional ethical committee approval was obtained prior to the study. A prospective experimental study was carried out with 50 isolates of *Klebsiella pneumoniae* isolated from respiratory samples. The sputum samples requested for bacterial culture were processed in the laboratory. The *Klebsiella pneumoniae* were identified and isolated from respiratory samples and identified by standard laboratory procedures. The standardised antibiotics (HIMEDIA) used in this study were – Ciprofloxacin (5µg/disc), Doxycycline (30µg/disc), Gentamicin (10µg/disc), Imipenem (10µg/disc), Piperacillin-tazobactam (100/10µg/disc), Ceftazidime (30µg/disc), Ceftazidime – Clavulanic acid (30/10µg/disc) and Chloramphenicol (30µg/disc). Commercially available solutions of Vitamin B complex were obtained, with each ml containing Thiamine-mono-nitrate-10mg, Pyridoxine-3mg, Riboflavin-10mg, Cyanocobalamin-15µg, Nicotinamide-45mg, Calcium Pantothenate-50mg. Two plates of sensitivity pattern was done for *Klebsiella pneumoniae* and recorded as per standard Clinical Laboratory Standards Institute (CLSI) guidelines⁽⁷⁾. To one plate 10 µl of Vitamin B complex solution was pipetted out to each of the antibiotic discs and incubated at 35 ± 2°C, for 24 hours⁽⁷⁾. The readings of this plate were taken as indicative of combination of Vitamin B complex and Antibiotics.

The diameter of the inhibition zones were measured in millimetre after 24 hours of incubation using a standard scale. The zone diameter of individual antibiotics in

sensitivity pattern testing was kept as control, and the zone diameter of antibiotics in combination with Vitamin B complex were recorded. Any increase, decrease or no change in zone size of vitamins and antibiotic combination in comparison with individual antibiotics (control) were noted. The differences in zones were statistically analysed by student t test for significance.

Results and Discussion

The antibiotic sensitivity of 50 *Klebsiella pneumoniae* showed that, most of the isolates were sensitive to antibiotics, Chloramphenicol (84%), Doxycycline (68%), Gentamicin (68%) and Ciprofloxacin (64%). Most resistance was observed along the antibiotics, Ceftazidime (48%) and Piperacillin-Tazobactam (44%). In our study 6 isolates of *Klebsiella pneumoniae* were found to be extended spectrum betalactamase (ESBL). The complete sensitivity patterns of isolates were illustrated in Figure 1. It was observed that there were differences in zone diameter on addition of Vitamin B complex to the antibiotics. The number of isolates showing increases, decreases and no change are depicted for each antibiotic in figure 2. Major increase in zone was shown along with Imipenem (24 isolates) and Piperacillin tazobactam (24 isolates). Decrease of zone diameter was mainly noted along with Doxycycline (26 isolates) and Chloramphenicol (22 isolates) (Figure 3).

Herewith, we tend to explain the changes noted with Ciprofloxacin with and without vitamin B complex solution. On susceptibility testing for Ciprofloxacin, 32 isolates were sensitive, out of which on addition of Vitamin B complex solution, 8 isolates showed increase in zone, 14 isolates showed decrease of zone and 10 isolates did not show any change in zone. On addition of Vitamin B complex, out of the 14 resistant isolates, 4

isolates showed decrease in zone and 10 isolates showed no change in zone. There were 4 isolates with intermediate zone size, of which 2 showed increase in zone size, whereas 2 remain the same. The increase in zone ranged from 2-8mm and decrease in zone ranged from 1-5mm. Neither the increase nor the decrease was significant on analysis by student t test. The details of the above observations along with other antibiotics have been illustrated in Table 1 for all the antibiotics.

On testing with Ceftazidime-Clavulanic acid and Ceftazidime, 6 ESBL isolates were noted.

On interactions with Vitamin B complex, the increase ranged from 1-8mm and decrease ranged from 1-10mm. The decrease noted was statistically significant by student t test.

As per student t test analysis, significant increase in zone diameter was noted addition of Vitamin B complex to antibiotics Imipenem (1-8mm by 24 isolates) and Piperacillin-tazobactam (1-9mm by 24 isolates). Significant decrease in zone diameter was noted on addition of Vitamin B complex to antibiotics Chloramphenicol (1-7mm by 22 isolates) and Ceftazidime-Clavulanic acid (1-10mm by 18 isolates).

Table.1 Vitamin B complex and antibiotics

Antibiotic	Isolates/50	VITAMIN B COMPLEX					
		INCREASE		DECREASE		SAME	
Ciprofloxacin	SENSITIVE-32	8	2-8mm	14	1-5mm	10	NOT SIGNIFICANT
	INTERMED-4	2	NOT SIGNIFICANT	-	NOT SIGNIFICANT	2	
	RESISTANT-14	-		4	SIGNIFICANT	10	
Doxycycline	SENSITIVE-34	10	2-6mm	20	1-7mm	4	NOT SIGNIFICANT
	INTERMED-4	2	NOT SIGNIFICANT	2	NOT SIGNIFICANT	-	
	RESISTANT-12	-		4	SIGNIFICANT	8	
Gentamicin	SENSITIVE-34	10	1-8mm	20	1-4mm	4	NOT SIGNIFICANT
	INTERMED-2	2	NOT SIGNIFICANT	-	NOT SIGNIFICANT	-	
	RESISTANT-14	6		-	SIGNIFICANT	8	
Imipenem	SENSITIVE-18	4	1-8mm	14	2-8mm	-	NOT SIGNIFICANT
	INTERMED-20	12	SIGNIFICANT	4	NOT SIGNIFICANT	4	
	RESISTANT-12	8		2	SIGNIFICANT	2	
PIT	SENSITIVE-8	2	1-9mm	4	1-5mm	2	NOT SIGNIFICANT
	INTERMED-20	14	SIGNIFICANT	6	NOT SIGNIFICANT	-	
	RESISTANT-22	8		6	SIGNIFICANT	8	
Ceftazidime	SENSITIVE-18	4	1-4mm	6	1-15mm	8	NOT SIGNIFICANT
	INTERMED-8	6	NOT SIGNIFICANT	2	NOT SIGNIFICANT	-	
	RESISTANT-24	-		8	SIGNIFICANT	16	
Ceftazidime Clavulanic acid	ESBL-6	4	1-8mm	2	1-10mm	-	NOT SIGNIFICANT
	NON ESBL-44	14	NOT SIGNIFICANT	16	SIGNIFICANT	14	
Chloramphe-nicol	SENSITIVE-42	10	1-4mm	20	1-7mm	12	NOT SIGNIFICANT
	INTERMED-4	-	NOT SIGNIFICANT	-	SIGNIFICANT	4	
	RESISTANT-4	2		2		-	

Fig.1 Showing sensitivity pattern of *Klebsiella pneumoniae*

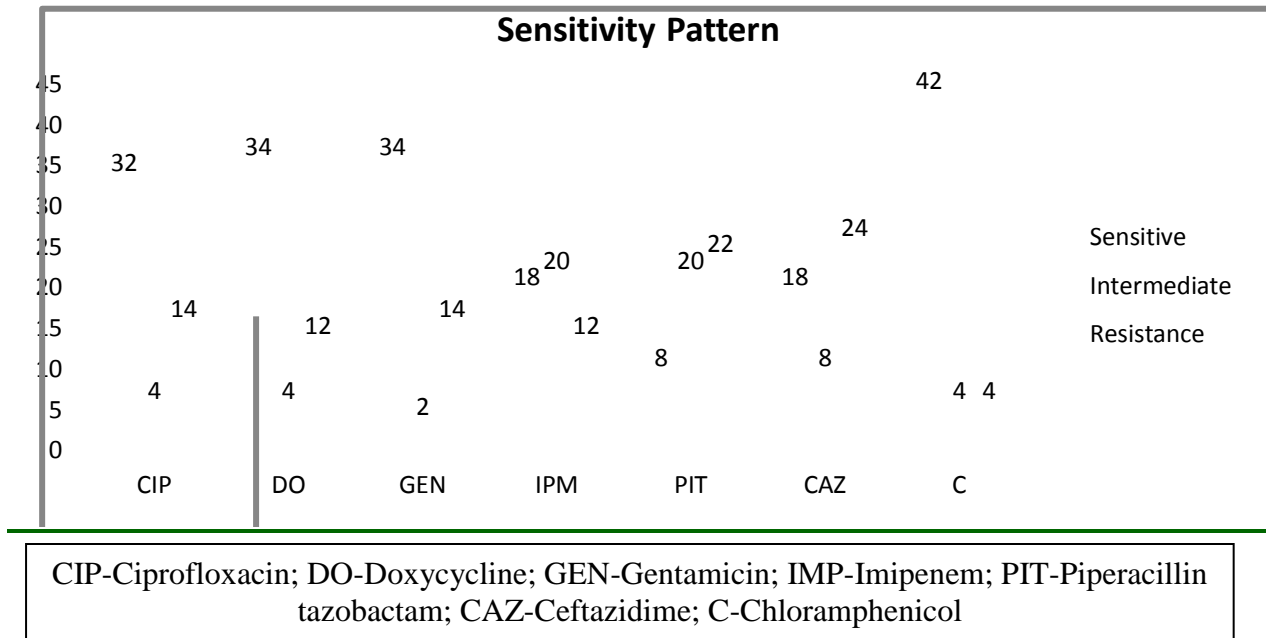
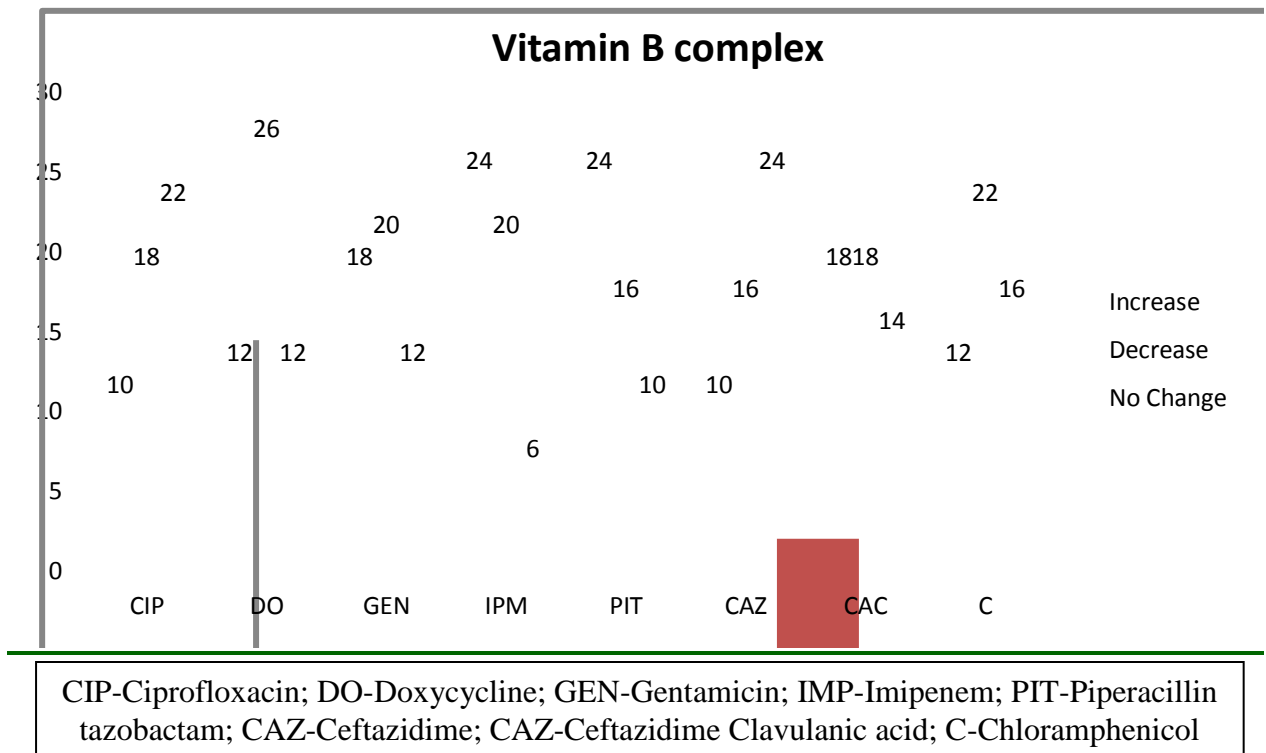
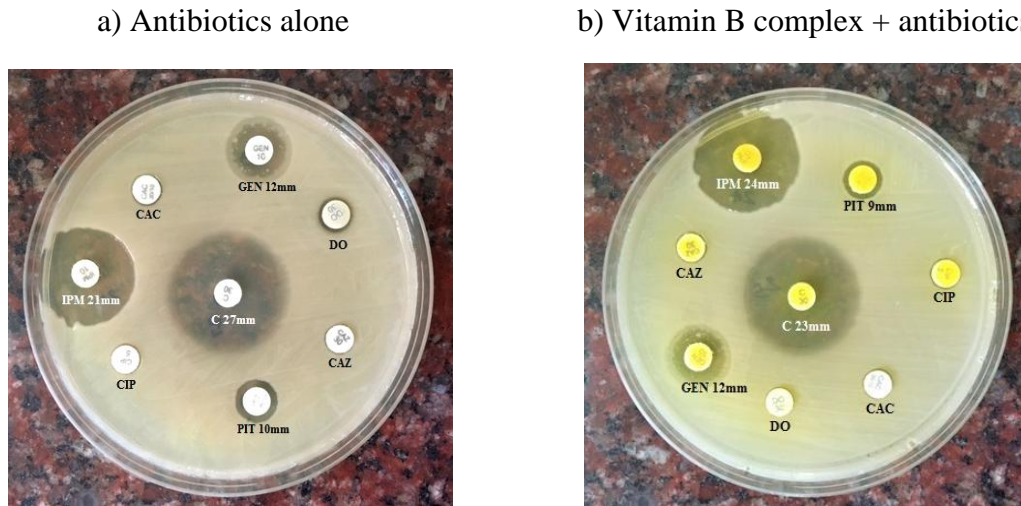


Fig.2 Showing effect of Vitamin B complex on antibiotics



As depicted in figure 2, on addition of Vitamin B to ciprofloxacin, 10 isolates

Fig.3 Sensitivity pattern with standard antibiotics and effect on addition of Vitamin B complex



a) Sensitivity pattern observed with antibiotics against *Klebsiella pneumoniae*

b) Sensitivity pattern on addition of Vitamin B complex solution to antibiotics.

As noted in figure 3, on addition of Vitamin B complex, there is decrease in zone along with Chloramphenicol and Piperacillin tazobactam. While there increase in zone with Imipenem; no change is noted along with other antibiotics.

CIP-Ciprofloxacin; DO-Doxycycline; GEN-Gentamicin; IMP-Imipenem; PIT-Piperacillin tazobactam; CAZ-Ceftazidime; CAC-Ceftazidime Clavulanic acid; C-Chloramphenicol.

Klebsiella pneumoniae, one of the important pathogen causing respiratory infections, was isolated and studied for effects of water soluble vitamins on antibacterial activity of antibiotics. 50 isolates were taken; their sensitivity pattern was noted based on which treatment would be advised. It was noted that 6 isolates out of 50 were ESBL producing, indicating presence of drug resistant isolates.

On addition of water soluble vitamins to antibiotics and observing the differences in inhibition zone diameters by disc diffusion methods, there existed significant variations and interactions, in vitro. Vitamin B complex based on significant observations increases the inhibitory zone of Imipenem and Piperacillin- tazobactam; this indicates that Vitamin B complex enhances the antibacterial effect of Imipenem (48%) and Piperacillin-

tazobactam (48%). In the same isolates, significant decrease of inhibitory zone was observed with Ceftazidime-Clavulanic acid (36%) and Chloramphenicol (44%); this indicates that Vitamin B complex decreases the antibacterial effect of Chloramphenicol and Ceftazidime-Clavulanic acid. The observations noted in this study need further development in terms of increased number of isolates and proper standardisation of Vitamin concentrations, with respect to each antibiotic. Studies can be done to compare the effect of Vitamins on antibiotics against other microorganisms also.

Acknowledgements

We would like to thank Indian Council of Medical Research (ICMR) for approving this project under Short Term Studentship - 2016.

References

- 1.Chandra RK. Nutrition and the immune system from birth to old age. *European Journal of Clinical Nutrition*. 2002. 56(Suppl.3); S73-S76.
- 2.Vitamin and Mineral requirements in Human Nutrition: Report of a joint FAO/WHO expert consultation, Bangkok, Thailand, September 1998.
- 3.Fondell E, Bälter O, Rothman KJ. Dietary intake and Supplement use of Vitamins C and E and Upper respiratory tract infection. *JAmColl Nutr* 2011 Aug; 30(4):248-58.
- 4.Wang Y, Jia XM, Jia JH, Li MB, Cao YY, Gao PH et al. Ascorbic acid decreases the antifungal effect of fluconazole in the treatment of candidiasis. *Clin Exp Pharmacol Physiol*. 2009 Oct; 36(10):e40-6.
- 5.A. S. Sikarwar and H. V. Batra. Identification of *Klebsiella pneumoniae* by Capsular Polysaccharide Polyclonal Antibodies. *International Journal of Chemical Engineering and Applications*, Vol. 2, No. 2, April 2011.
- 6.Asati Rakesh Kumar. Antimicrobial Sensitivity Pattern of *Klebsiella pneumoniae* isolated from Sputum from Tertiary Care Hospital, Surendranagar, Gujarat and Issues Related to the Rational Selection of Antimicrobials. *Sch. J. App. Med. Sci.*, 2013; 1(6):928-933.
- 7.Clinical Laboratory and Standards Institute. Performance standards for Antimicrobial Susceptibility Testing; Twenty second informational supplement. Approved standard M100-S15, 2012.

How to cite this article:

Sowmya Nasimuddin, Jeevan Malaiyan, Mohanakrishanan Kandaswamy, Swathithra Mohandass Nirmaladevi and Sumathi Gnanadesikan. 2017. An *In Vitro* Study of Effect of Water Soluble Vitamin B Complex on Antimicrobial Activity of Antibiotics against *Klebsiella species* Isolated from Respiratory Samples. *Int.J.Curr.Microbiol.App.Sci*. 6(10): 2782-2787. doi: <https://doi.org/10.20546/ijcmas.2017.610.326>